

2835 Series

[60LEDs/M] (10W/M)


CRI Available
80/ 90 /98



White Color
Indoor 120°
24V DC 12V DC 5M REEL

- Source by high output 2835 Top LED
- High efficiency and good in thermal management
- Self-encapsulated design offer five optional white light from 2300-6500K
- CRI 80+ , CRI 90+ and CRI 98+ are available

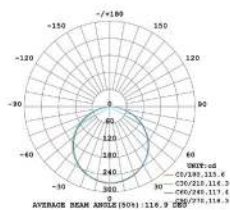
Available B 20 S 54 K 65 F 65 R 67 RW 67 C 68




Data	24V	12V
Voltage	24V DC	12V DC
Power	10W/m	10W/m
Current	0.42A/m	0.83A/m
Max. LM. Flux	1500LM/m	1500LM/m
Dimensions	5000x8x1.2mm (196.85"x0.31"x0.05")	5000x8x1.2mm (196.85"x0.31"x0.05")
Unit Length	100mm/ 6LEDs (3.94"/ 6LEDs)	50mm/ 3LEDs (1.97"/ 3LEDs)
LED Qty.	60LEDs/m, 16.67mm (0.66") LED pitch	60LEDs/m, 16.67mm (0.66") LED pitch
Waterproof IP	20,54,65,67,68	20,54,65,67,68

Ra	CCT.	Lm/M		Lm/M	
>80	5700-6500K	1500	WW-FLS102T29SW060B-24(WCP)-HR	1500	WW-FLS102T29SW060B-12(WCP)-HR
	3700-4250K	1500	WW-FLS102T29NW060B-24(WCP)-HR	1500	WW-FLS102T29NW060B-12(WCP)-HR
	2900-3200K	1260	WW-FLS102T29WW060B-24(WCP)-HR	1260	WW-FLS102T29WW060B-12(WCP)-HR
	2600-2900K	300	WW-FLS102T29SR060B-24(WCP)	300	WW-FLS102T29SR060B-12(WCP)
	3300-3600K	900	WW-FLS102T29SG060B-24(WCP)	900	WW-FLS102T29SG060B-12(WCP)
	465nm-475nm	360	WW-FLS102T29SB060B-24(WCP)	360	WW-FLS102T29SB060B-12(WCP)
	585nm-595nm	240	WW-FLS102T29AY060B-24(WCP)	240	WW-FLS102T29AY060B-12(WCP)

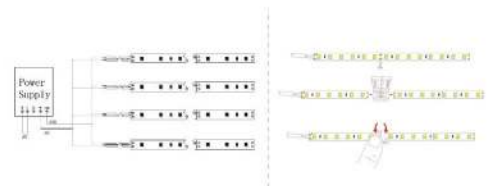
Photometric Diagrams



Illuminance Distribution



Installation Diagram



Suitable Accessories



AL.Profiles Surface-mounted Recessed

WW-AP0813 WW-AP1506 WW-AP1612B WW-AP1616B WW-AP1709B WW-AP1709C WW-AP2507B

WW-AP1714 WW-AP1804 WW-AP1918 WW-AP1919B WW-AP2114B WW-AP2531 WW-AP3030 WW-AP2126 WW-AP2811

Recommend

Content
Waterproof
Strip Portfolio
Constant-Current
High Efficacy
Effic-Plus
2835
2016
2110
5050
3528
Side-Emit
3014
Multi-Color
Functional
Linear Light Source
AC
Neon Flex
Accessories
Racks
Linear Lighting